

## HRZN25D | Recessed Ambient Luminaire

### Overview

Horizon 2.5 is a sleek, performance linear designed to amplify the atmosphere of any space it enters. Define your vibe with lighting solutions that buck tradition and turn heads. Contact your lighting solutions dealer today and start living.

### Part #:

## HRZN25D | Architectural Linear Luminaire

### Lumens:

High Lumen:  
1,300 Lm per ft.  
10 W per ft.

Med Lumen:  
975 Lm per ft.  
7.5 W per ft.

Low Lumen:  
650 Lm per ft.  
5 W per ft.

### Color:

CCT:  
2700K  
3000K  
3500K  
4000K  
5000K  
Tunable White (2700K-5000K)  
Bluetooth (2700K-5000K)  
Dim to Warm (800K-3000K)

CRI:  
90

### Voltage:

Standard:  
120-277 V

### Dimming:

Standard:  
0-10V - 5%

Options:  
Dim to Warm,  
Tunable  
Bluetooth

### Lifetime:

Standard:  
L80 > 50,000 Hrs.

### Operating Temperature:

Standard:  
-4°F to 104°F

### Finishes:



Custom color available\*

\*All custom color requests must be call to order and will affect leadtimes.  
Accommodation for RAL color code is available.



# HORIZON 2.5D

## Direct Linear - Recessed Mount

### Features:

Your size, your way  
Choose from standard lengths or customize to the foot.

### Bend the light to your whims

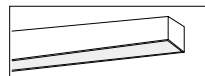
Specific lumen outputs, 5 CCT + Dim to warm, dimming options, and 90 CRI standard.

### Specification grade construction


Extruded aluminium housing and die cast endcaps. No shortcuts on material.



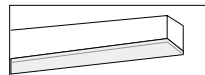
### Lens:



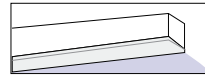
Direct flush frosted PC lens



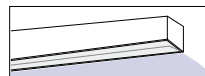
Hex Louver



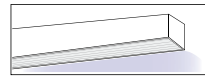
1/4" Glow lens



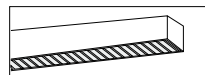
Asymmetric



Wall Wash



Bidirection



Louver



Regress

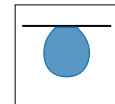


UGR Louver Reflector

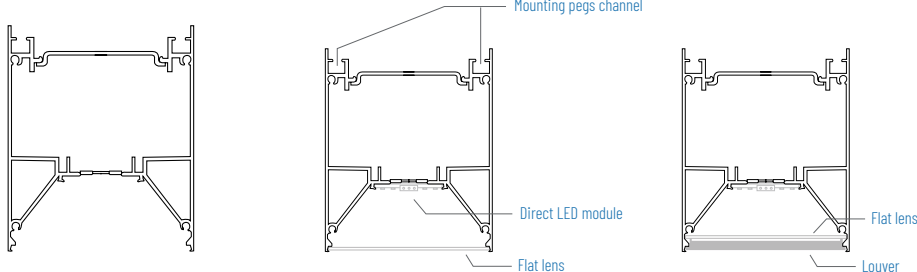


Black PC Lens

### Optics:



### Cross Section:



|                       |          |               |       |
|-----------------------|----------|---------------|-------|
| Type:                 | Project: | Submitted by: | Date: |
| Ordering information: |          |               |       |

## HRZN25D | Recessed Ambient Luminaire

Example: HRZN25 D 6 RMDC H 940 FD DIM BL

Ordering Guide:  
Use the buttons below to build out a product number.

Select one option per numbered section. if a preferred option is not here, please contact your local SPRNG representative for more information.

| Linear Body                                    |                                |   |   | Output and color  |                           |  |
|--|--------------------------------|---|---|---|---------------------------|--|
| 1 Series                                       | 2 Light Style                  | 3 Length <sup>1</sup>   | 4 Mounting <sup>2</sup>   | 5 Output  | 6 Voltage                 | 7 CCT/CRI  |
| <b>HRZN25</b><br>Horizon 2.5 - Recessed Linear | <b>D</b><br>Direct - Downlight | Individual Fixture Length<br><small>*NOTE: Individual fixtures come in 2', 3', 4', 6' &amp; 8' lengths.</small> | <b>RMDC</b><br>Recessed Mount to Drop ceiling (15/16", 9/15" FLAT)<br><b>RMDW</b><br>Recessed Mount to Dry wall<br><b>RMDT</b><br>Trimless Recessed Mount to Dry wall | <b>H (High)</b><br>1,300 Lumens / 10 Watts per FT<br><b>M (Medium)</b><br>975 Lumens / 7.5 Watts per FT<br><b>L (Low)</b><br>650 Lumens / 5 Watts per FT<br><b>CL</b><br>Custom Lumens (Please specify) <sup>3</sup><br><b>CW</b><br>Custom Watts (Please specify) <sup>3</sup><br><small><sup>3</sup>Please consult your local SPRNG representative for details on Custom Lumens &amp;/or Watts.</small> | <b>BLANK</b><br>120V-277V | <b>927</b><br>90 CRI - 2700K<br><b>930</b><br>90 CRI - 3000K<br><b>935</b><br>90 CRI - 3500K<br><b>940</b><br>90 CRI - 4000K<br><b>950</b><br>90 CRI - 5000K<br><b>9FSK</b><br>90 CRI - Tunable White/Bluetooth (2700K - 5000K)<br><b>9DTW</b><br>90 CRI - Dim to Warm (1800K - 3000K) |

| Hard Optics  |  | Finishing  |   | Backups & Controls  |   |
|--|--|--|---|---|---|
| 8 Optics   | 9 Dimming Driver   | 10 Finish  | 11 Emergency  | 12 Controls   | 13 Sensors  |
| <b>FD</b><br>Frosted flat diffuser - Standard<br><b>RG1</b><br>1/2" Regress with flat diffuser<br><b>AS</b><br>Asymmetric Optics<br><b>BD</b><br>Bidirectional Optics<br><b>LV</b><br>Louver - Grill Lens<br><b>LVB</b><br>Black Louver<br><b>LVW</b><br>White Louver<br><b>LRW</b><br>White - Louver Reflector UGR<19<br><b>LRB</b><br>Black - Louver Reflector UGR<19<br><b>LH</b><br>Hex Louver<br><b>LHB</b><br>Black Hex Louver<br><b>LHW</b><br>White Hex Louver<br><b>BK</b><br>Black Lens<br><b>WW</b><br>Wall Wash Lens<br><b>CFD</b><br>Continuous PC Lens | <b>DIM</b><br>0-10V 5%<br><b>DTW</b><br>Dim to Warm 1%<br><b>TW</b><br>Tunable white 1%<br><b>BLU</b><br>Bluetooth | <b>BL</b><br>Midnight black - RAL9005<br><b>WH</b><br>Pearly gate white - RAL9016<br><b>SG</b><br>Shining silver gray - RAL7045<br>-----<br>RAL color code | <b>BLANK</b><br>No Emergency Backup<br><b>EM</b><br>8W Emergency Battery backup <sup>4</sup><br><small><sup>4</sup>**Not available for 2ft lengths.</small> | <b>BLANK</b><br>No controls.<br><b>BLF</b><br>Bluetooth controls.<br><b>AV</b><br>Avion-On controls.<br><b>CS</b><br>Custom controls. | <b>BLANK</b><br>NO Sensor<br><b>BS</b><br>Bluetooth sensor<br><b>ES</b><br>Occupancy/Daylight sensor (eco-sensor for Bluetooth driver only) |

## HRZN25D | Recessed Ambient Luminaire

### Performance Data (Flat lens - Direct):

|                 | 2700K (90 CRI) | 3000K (90 CRI) | 3500K (90 CRI) | 4000K (90 CRI) | 5000K (90 CRI) |
|-----------------|----------------|----------------|----------------|----------------|----------------|
| Lumens Per FT   | 1300 Lm/FT     | 1300 Lm/FT     | 1300 Lm/FT     | 1300 Lm/FT     | 1300 Lm/FT     |
| Watts per FT    | 10W/FT         | 10W/FT         | 10W/FT         | 10W/FT         | 10W/FT         |
| Lumens per Watt | 130 Lm/W       | 130 Lm/W       | 130 Lm/W       | 130 Lm/W       | 130 Lm/W       |

Note: All parameters based on frosted flat diffuser, White finish.

### Dimensions:

| Size | L      | W     | H     |
|------|--------|-------|-------|
| 2FT  | 23.86" | 2.48" | 3.15" |
| 3 FT | 39.61" | 2.48" | 3.15" |
| 4FT  | 47.48" | 2.48" | 3.15" |
| 6FT  | 71.10" | 2.48" | 3.15" |
| 8FT  | 94.72" | 2.48" | 3.15" |



### Electrical Data:

| Size | Driver Current (mA) | Nominal Power (W) | Input Voltage (V) | Current (Amps) |
|------|---------------------|-------------------|-------------------|----------------|
| 2FT  | 430                 | 20                | 120               | 0.17           |
|      |                     |                   | 208               | 0.10           |
|      |                     |                   | 240               | 0.08           |
|      |                     |                   | 277               | 0.07           |
| 3 FT | 670                 | 33                | 120               | 0.28           |
|      |                     |                   | 208               | 0.16           |
|      |                     |                   | 240               | 0.14           |
|      |                     |                   | 277               | 0.12           |
| 4FT  | 850                 | 40                | 120               | 0.33           |
|      |                     |                   | 208               | 0.19           |
|      |                     |                   | 240               | 0.17           |
|      |                     |                   | 277               | 0.14           |
| 6FT  | 1300                | 60                | 120               | 0.50           |
|      |                     |                   | 208               | 0.29           |
|      |                     |                   | 240               | 0.25           |
|      |                     |                   | 277               | 0.22           |
| 8FT  | 1700                | 80                | 120               | 0.67           |
|      |                     |                   | 208               | 0.38           |
|      |                     |                   | 240               | 0.33           |
|      |                     |                   | 277               | 0.29           |

|                       |          |               |       |
|-----------------------|----------|---------------|-------|
| Type:                 | Project: | Submitted by: | Date: |
| Ordering information: |          |               |       |

## HRZN25D | Recessed Ambient Luminaire

### Controls



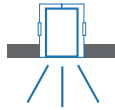
### Mounting:



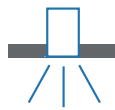
Recessed



Trim Visible Recessed



Drop Ceiling Recessed



Trimless Recessed

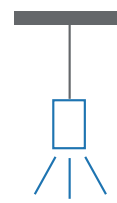
### Additional Available Mounts:



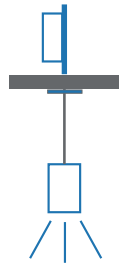
Surface Mount



Wall Mount



Dry wall Pendant Mount



Drop Ceiling Pendant Mount