

## HRZN25D | Suspended Ambient Luminaire

### Overview

Horizon 2.5 is a sleek, performance linear designed to amplify the atmosphere of any space it enters. Define your vibe with lighting solutions that buck tradition and turn heads. Contact your lighting solutions dealer today and start living.

### Part #:

## HRZN25D | Architectural Linear Luminaire

### Lumens:

High Lumen:  
1,300 Lm per ft.  
10 W per ft.

Med Lumen:  
975 Lm per ft.  
7.5 W per ft.

Low Lumen:  
650 Lm per ft.  
5 W per ft.

### Color:

CCT:  
2700K  
3000K  
3500K  
4000K  
5000K  
Tunable White (2700K-5000K)  
Bluetooth (2700K-5000K)  
Dim to Warm (3000K-3500K)

CRI:  
90

### Voltage:

Standard:  
120-277 V

### Dimming:

Standard:  
0-10V - 5%

Options:  
Dim to Warm,  
Tunable  
Bluetooth

### Lifetime:

Standard:  
L80 > 50,000 Hrs.

### Operating Temperature:

Standard:  
-4°F to 104°F

### Finishes:

Midnight RAL 9005	Pearly Gate RAL 9016	Silver Gray RAL 7045


Custom color available\*

\*All custom color requests must be call to order and will affect leadtimes.  
Accommodation for RAL color code is available.



# HORIZON 2.5D

## Direct Linear - Suspended Mount



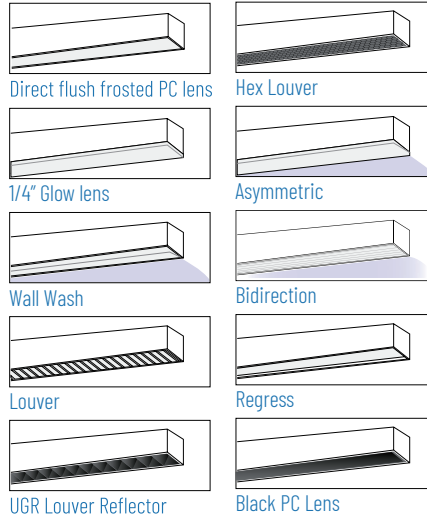
### Features:

Your size, your way  
Choose from standard lengths or customize to the foot.

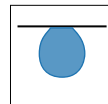
Bend the light to your whims  
Specific lumen outputs, 5 CCT + Dim to warm, dimming options, and 90 CRI standard.

Specification grade construction  
Extruded aluminium housing and die cast endcaps. No shortcuts on material.

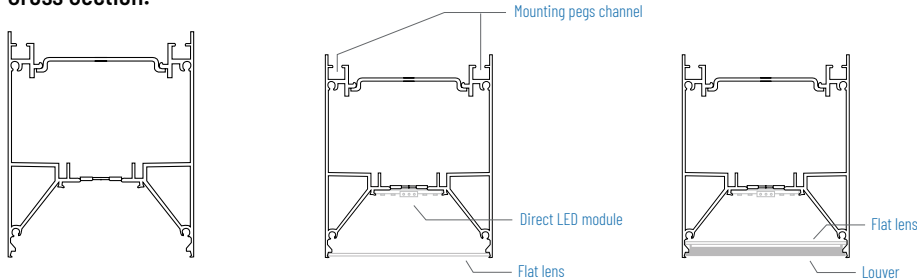
### Lens:



### Optics:



### Cross Section:



Type:	Project:	Submitted by:	Date:
Ordering information:			

# HRZN25D | Suspended Ambient Luminaire

Example: HRZN25 D 6 AC7G H 940 FD DIM BL

Ordering Guide:  
Use the buttons below to build out a product number.

Select one option per numbered section. if a preferred option is not here, please contact your local SPRNG representative for more information.

Linear Body				Output and color		
1 Series	2 Light Style	3 Total Length /Patterns <sup>1</sup>	4 Mounting <sup>2</sup>	5 Output <sup>3</sup>	6 Voltage	7 CCT/CRI
<b>HRZN25</b> Horizon 2.5 - Suspended Linear	<b>D</b> Direct - Downlight	Individual Fixture Length or Continuous Run (if over 8FT)  <b>L x</b> L-Shape (please input length x width)  <b>R x</b> Rectangle (please input length x width)  <b>U x x</b> U-Shape (please input length per side)  <b>T x x</b> T-Shape (please input length per side)  <b>Y x x</b> Y-Shape (please input length per side)  <b>V x</b> V-Shape (please input length per side)  <b>X x x x</b> X-Shape (please input length per side)  <b>CS</b> Custom Shape  (Please specify to the FT).  <sup>1</sup> NOTE: Individual fixtures come in 2', 3', 4', 6' & 8' lengths. Continuous row come in 7' increments. For Patterns, please specify shape and overall dimensions. Example	<b>AC G</b> Aircraft Cable to grid (15/16", 9/15" FLAT thick)  <b>AC JB</b> Aircraft Cable to J-Box  <sup>2</sup> Note: Standard Aircraft Cable lengths are 7ft and 12ft. Please specify custom lengths to the foot.	<b>H (High)</b> 1,300 Lumens / 10 Watts per FT  <b>M (Medium)</b> 975 Lumens / 7.5 Watts per FT  <b>L (Low)</b> 650 Lumens / 5 Watts per FT  <b>CL</b> Custom Lumens (Please specify) <sup>3</sup>  <b>CW</b> Custom Watts (Please specify) <sup>3</sup>  <sup>3</sup> Please consult your local SPRNG representative for details on Custom Lumens &/or Watts.	<b>BLANK</b> 120V-277V	<b>927</b> 90 CRI - 2700K  <b>930</b> 90 CRI - 3000K  <b>935</b> 90 CRI - 3500K  <b>940</b> 90 CRI - 4000K  <b>950</b> 90 CRI - 5000K  <b>9FSK</b> 90 CRI - Tunable White/Bluetooth (2700K - 5000K)  <b>9DTW</b> 90 CRI - Dim to Warm (1800K - 3000K)
Hard Optics		Dimming	Finishing	Backups & Controls		
8 Optics	9 Dimming Driver	10 Finish	11 Emergency	12 Controls	13 Sensors	
<b>FD</b> Frosted flat diffuser - Standard  <b>RG1</b> 1/2" Regress with flat diffuser  <b>AS</b> Asymmetric Optics  <b>BD</b> Bidirectional Optics  <b>DRL</b> 1/4" Drop Lens  <b>LV</b> Louver - Grill Lens  <b>LVB</b> Black Louver  <b>LVW</b> White Louver  <b>LRW</b> White - Louver Reflector UGR<19  <b>LRB</b> Black - Louver Reflector UGR<19  <b>LH</b> Hex Louver  <b>LHB</b> Black Hex Louver  <b>LHW</b> White Hex Louver  <b>BK</b> Black Lens  <b>WW</b> Wall Wash Lens  <b>CFD</b> Continuous PC Lens	<b>DIM</b> 0-10V 5%  <b>DTW</b> Dim to Warm 1%  <b>TW</b> Tunable white 1%  <b>BLU</b> Bluetooth	<b>BL</b> Midnight black - RAL9005  <b>WH</b> Pearly gate white - RAL9016  <b>SG</b> Shining silver gray - RAL7045  ----- RAL color code	<b>BLANK</b> No Emergency Backup  <b>EM</b> 8W Emergency Battery backup <sup>4</sup>  <b>GE</b> Generator emergency circuit <sup>4</sup>  **Not available for 2ft lengths.  <sup>4</sup> Note: Continuous runs of over 8FT might require more than one Emergency Backup. Please specify if so. Example: 2EM.  GE Generator emergency circuit (2GE means 2 fixtures in the generator emergency circuit)	<b>BLANK</b> No controls.  <b>BLF</b> Bluetooth controls.  <b>AV</b> Avian-On controls.  <b>CS</b> Custom controls.	<b>BLANK</b> NO Sensor  <b>BS</b> Bluetooth sensor  <b>ES</b> Occupancy/Daylight sensor (eco-sensor for Bluetooth driver only)	

## HRZN25D | Suspended Ambient Luminaire

### Performance Data (Flat lens - Direct):

	2700K (90 CRI)	3000K (90 CRI)	3500K (90 CRI)	4000K (90 CRI)	5000K (90 CRI)
Lumens Per FT	1300 Lm/FT	1300 Lm/FT	1300 Lm/FT	1300 Lm/FT	1300 Lm/FT
Watts per FT	10W/FT	10W/FT	10W/FT	10W/FT	10W/FT
Lumens per Watt	130 Lm/W	130 Lm/W	130 Lm/W	130 Lm/W	130 Lm/W

Note: All parameters based on frosted flat diffuser, White finish.

### Dimensions:

Size	L	W	H
2FT	23.86"	2.48"	3.15"
3 FT	39.61"	2.48"	3.15"
4FT	47.48"	2.48"	3.15"
6FT	71.10"	2.48"	3.15"
8FT	94.72"	2.48"	3.15"

#### Continuous Run/Linking Info:

120VAC: Compatible up to 40ft  
277VAC: Compatible up to 100ft.





### Electrical Data:

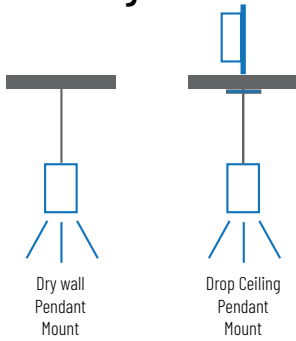
Size	Driver Current (mA)	Nominal Power (W)	Input Voltage (V)	Current (Amps)
2FT	430	20	120	0.17
			208	0.10
			240	0.08
			277	0.07
3 FT	670	33	120	0.28
			208	0.16
			240	0.14
			277	0.12
4FT	850	40	120	0.33
			208	0.19
			240	0.17
			277	0.14
6FT	1300	60	120	0.50
			208	0.29
			240	0.25
			277	0.22
8FT	1700	80	120	0.67
			208	0.38
			240	0.33
			277	0.29

## HRZN25D | Suspended Ambient Luminaire

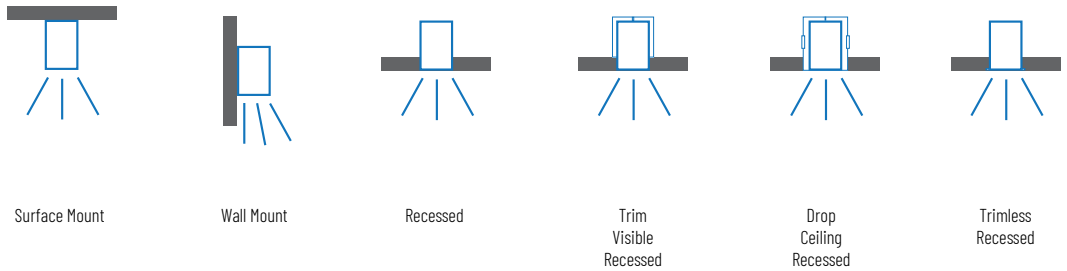
### Controls



### Mounting:



### Additional Available Mounts:

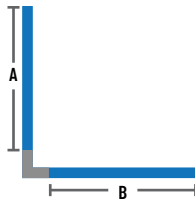


### Pattern Examples:



Continuous Run

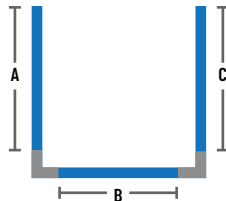
Greater than 8FT, requires straight connector.



90 Degrees

Requires L-Shaped Joiner, minimum length 2' x 2'

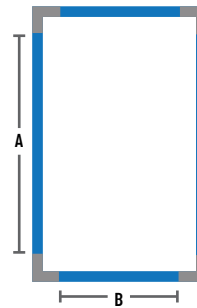
Example: L4'x 4'  
(length does not include joiner)



U-Shape

Requires 2x L-Shaped Joiners, minimum length 2' x 2' x 2'

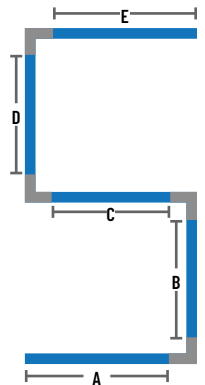
Example: U3'x3'x3'  
(length does not include joiner)



Rectangle

Requires 4x L-Shaped Joiners, minimum length 2' x 2'

Example: R4'x 2'  
(length does not include joiner)



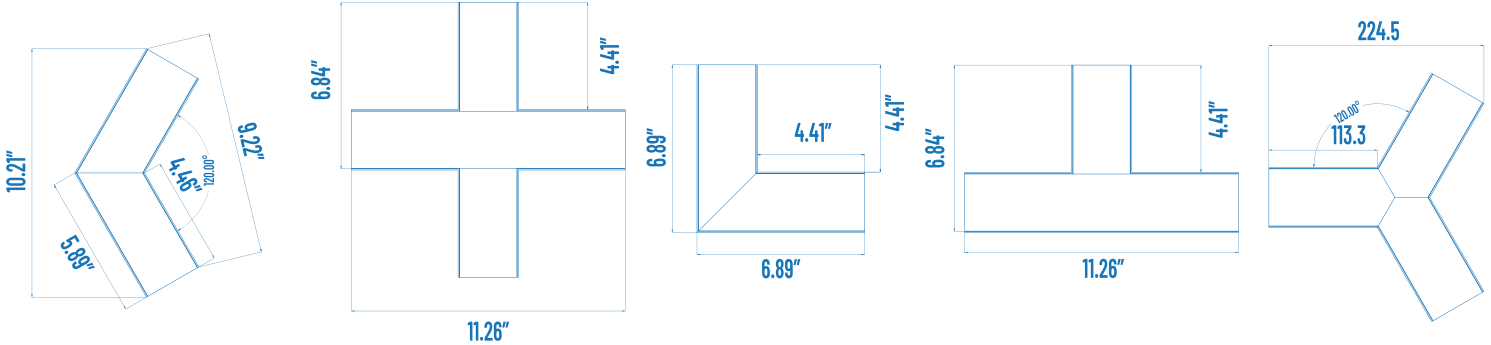
Custom Shape

Requires 4x L-Shaped Joiners, minimum length 2' x 2'

Example: S2'x2'x2'x2'  
(length does not include joiner)

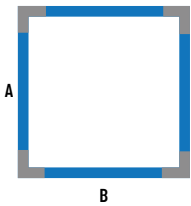
## HRZN25D | Suspended Ambient Luminaire

### Pattern Examples (Joiners):



### Additional Available Designs:

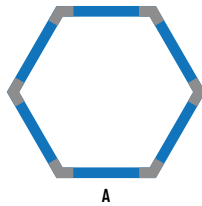
#### Horizon Arrays:



Quadro

Requires  
L-Shaped Joiner,  
minimum  
length 2' x 2'

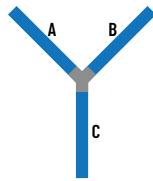
Example: R2x 2'  
(length does not  
include joiner)



Hexo

Requires  
V-Shaped Joiner,  
minimum  
length 2' per side

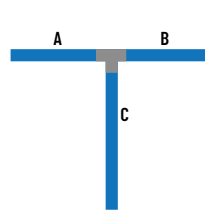
Example: HE3'  
(length does not include  
joiner)



Trio

Requires  
Y-Shaped Joiner,  
minimum  
length 2' x 2' x 2'

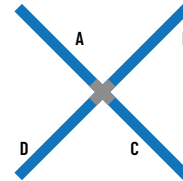
Example:  
Y2x2x4'  
(length does not include  
joiner)



Tero

Requires  
T-Shaped Joiner,  
minimum  
length 2' x 2' x 2'

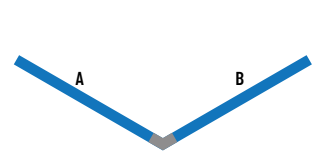
Example:  
T3x3x4'  
(length does not include  
joiner)



Xero

Requires  
X-Shaped Joiner,  
minimum  
length 2' x 2' x 2' x 2'

Example:  
X4x4x4x4  
(length does not include  
joiner)



Vero

Requires  
V-Shaped Joiner,  
minimum  
length 2' x 2'

Example: V4x4'  
(length does not include  
joiner)