

HRZN25ID | Suspended Ambient Luminaire

Overview

Horizon 2.5 is a sleek, performance linear designed to amplify the atmosphere of any space it enters. Define your vibe with lighting solutions that buck tradition and turn heads. Contact your lighting solutions dealer today and start living.

Part #:

HRZN25ID | Architectural Linear Luminaire

Lumens:

High Lumen direct: Up to 910 Lm /7 W per ft.	Med Lumen direct: Up to 683 Lm /5.3 W per ft.	Low Lumen direct: Up to 455 Lm /3.5 per ft.
High Lumen indirect: Up to 650 Lm /5 W per ft.	Med Lumen indirect: Up to 488 Lm /3.75 W per ft.	Low Lumen indirect: Up to 195 Lm /1.5 W per ft.

Color:

CCT:
2700K
3000K
3500K
4000K
5000K
Tunable White (2700K-5000K)
Bluetooth (2700K-5000K)
Dim to Warm (1800K-3000K)

CRI:
90

Voltage:

Standard:
120-277 V

Dimming:

Standard:
0-10V - 5%

Options:
Dim to Warm,
Tunable
Bluetooth

Lifetime:

Standard:
L80 > 50,000 Hrs.

Operating Temperature:

Standard:
-4°F to 104°F

Finishes:

Midnight RAL 9005	Pearly Gate RAL 9016	Silver Gray RAL 7045

Custom color available*

*All custom color requests must be call to order and will affect leadtimes.
Accommodation for RAL color code is available.



HORIZON 2.5ID

Indirect-Direct Linear - Suspended Mount

Features:


Your size, your way
Choose from standard lengths or customize to the foot.

Bend the light to your whims

Specific lumen outputs, 5 CCT + Dim to warm, dimming options, and 90 CRI standard.

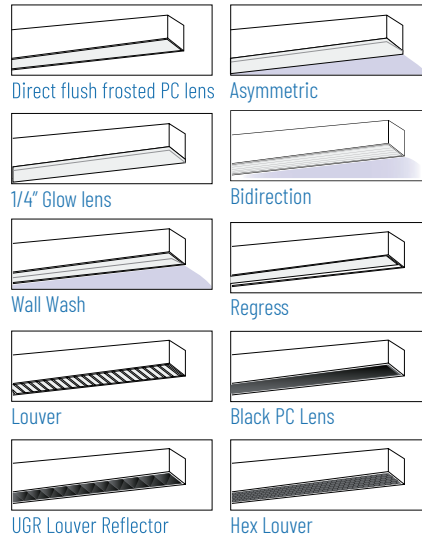
Specification grade construction

Extruded aluminium housing and die cast endcaps. No shortcuts on material.

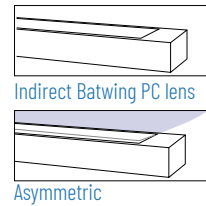


Lens:

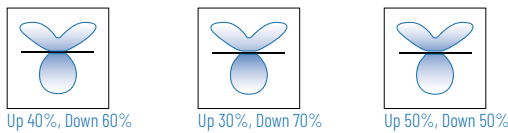
Direct:



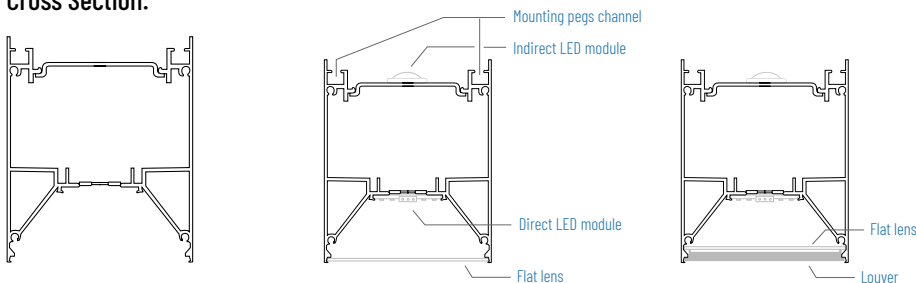
Indirect:



Optics:



Cross Section:



Type:	Project:	Submitted by:	Date:
Ordering information:			

HRZN25ID | Suspended Ambient Luminaire

Example: HRZN25 ID 6 AC7G H 55 940 BW FD DIM BL

Ordering Guide:
Use the buttons below to build out a product number.

Select one option per numbered section. if a preferred option is not here, please contact your local SPRNG representative for more information.

Linear Body				Output and color			
1 Series	2 Light Style	3 Total Length/Pattern ¹	4 Mounting ²	5 Output ³	6 Distribution	7 Voltage	8 CCT/CRI
HRZN25 Horizon 2.5 - Suspended Linear	ID Indirect and Direct	Individual Fixture Length or Continuous Run (if over 8FT) L x L-Shape (please input length x width) R x Rectangle (please input length x width) U x x U-Shape (please input length per side) T x x T-Shape (please input length per side) Y x x Y-Shape (please input length per side) V x V-Shape (please input length per side) X x x x X-Shape (please input length per side) CS Custom Shape (Please specify to the FT). ¹ NOTE: Individual fixtures come in 2', 3', 4', 6' & 8' lengths. For Patterns, please specify shape and overall dimensions. Example	AC G Aircraft Cable to grid (15/16", 9/16" FLAT thick) AC JB Aircraft Cable to J-Box ² Note: Standard Aircraft Cable lengths are 7ft and 12ft. Please specify custom lengths to the foot.	H (High) 1,300 Lumens / 10 Watts per FT M (Medium) 975 Lumens / 7.5 Watts per FT L (Low) 650 Lumens / 5 Watts per FT CL Custom Lumens (Please specify) ³ CW Custom Watts (Please specify) ³ ³ Please consult your local SPRNG representative for details on Custom Lumens &/or Watts.	55 Indirect 50%, Direct 50% 46 Indirect 40%, Direct 60% 37 Indirect 30%, Direct 70%	BLANK 120V-277V	927 90 CRI - 2700K 930 90 CRI - 3000K 935 90 CRI - 3500K 940 90 CRI - 4000K 950 90 CRI - 5000K 9FSK 90 CRI - Tunable White/ Bluetooth (2700K - 5000K) 9DTW 90 CRI - Dim to Warm (1800K - 3000K)

Hard Optics		Dimming	Finishing	Backups & Controls		
9 Uplight Optics	10 Downlight Optics	11 Dimming Driver	12 Finish	13 Emergency ⁴	14 Controls	15 Sensors
BW Batwing Optics - Standard AS Asymmetric Optics	FD Frosted flat diffuser - Standard RG1 1/2" Regress with flat diffuser AS Asymmetric Optics BD Bidirectional Optics DRL 1/4" Drop Lens LV Louver - Grill Lens LVB Black Louver LWV White Louver LRW White - Louver Reflector UGR-19 LRB Black - Louver Reflector UGR-19 LH Hex Louver LHB Black Hex Louver LHW White Hex Louver BK Black Lens WW Wall Wash Lens CFD Continuous PC Lens	DIM 0-10V 5% DTW Dim to Warm 1% TW Tunable white 1% BLU Bluetooth	BL Midnight black - RAL9005 WH Pearly gate white - RAL9016 SG Shining silver gray - RAL7045 ----- RAL color code	BLANK No Emergency Backup EM 8W Emergency Battery backup ⁴ GE Generator emergency circuit ⁴ **Not available for 2ft lengths. ⁴ Note: Continuous runs of over 8FT might require more than one Emergency Backup. Please specify if so. Example: 2EM. GE Generator emergency circuit (2GE means 2 fixtures in the generator emergency circuit)	BLANK No controls. BLF Bluetooth controls. AV Avion-On controls. CS Custom controls.	BLANK NO Sensor BS Bluetooth sensor ES Occupancy/Daylight sensor (eco-sensor for Bluetooth driver only)

HRZN25ID | Suspended Ambient Luminaire

Dimensions:

Size	L	W	H
2FT	23.86"	2.48"	3.15"
3 FT	39.61"	2.48"	3.15"
4FT	47.48"	2.48"	3.15"
6FT	71.10"	2.48"	3.15"
8FT	94.72"	2.48"	3.15"

Continuous Run/Linking Info:

120VAC: Compatible up to 40ft
277VAC: Compatible up to 100ft.





Diffuser Roll (Sold Separately)
Optional continuous rolling lens for seamless continuous runs up to 40' is available.

Electrical Data:

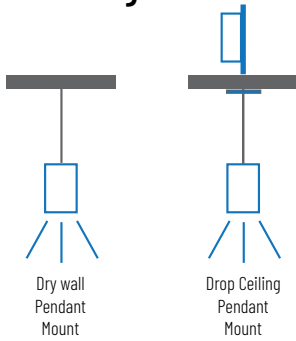
Size	Driver Current (mA)	Nominal Power (W)	Input Voltage (V)	Current (Amps)
2FT	430	20	120	0.17
			208	0.10
			240	0.08
			277	0.07
3 FT	670	33	120	0.28
			208	0.16
			240	0.14
			277	0.12
4FT	850	40	120	0.33
			208	0.19
			240	0.17
			277	0.14
6FT	1300	60	120	0.50
			208	0.29
			240	0.25
			277	0.22
8FT	1700	80	120	0.67
			208	0.38
			240	0.33
			277	0.29

HRZN25ID | Suspended Ambient Luminaire

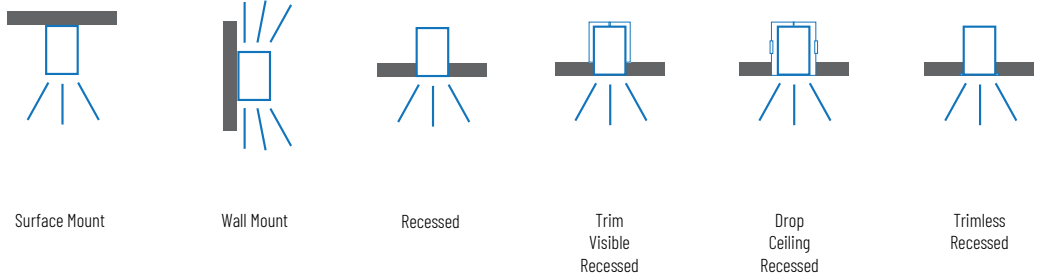
Controls



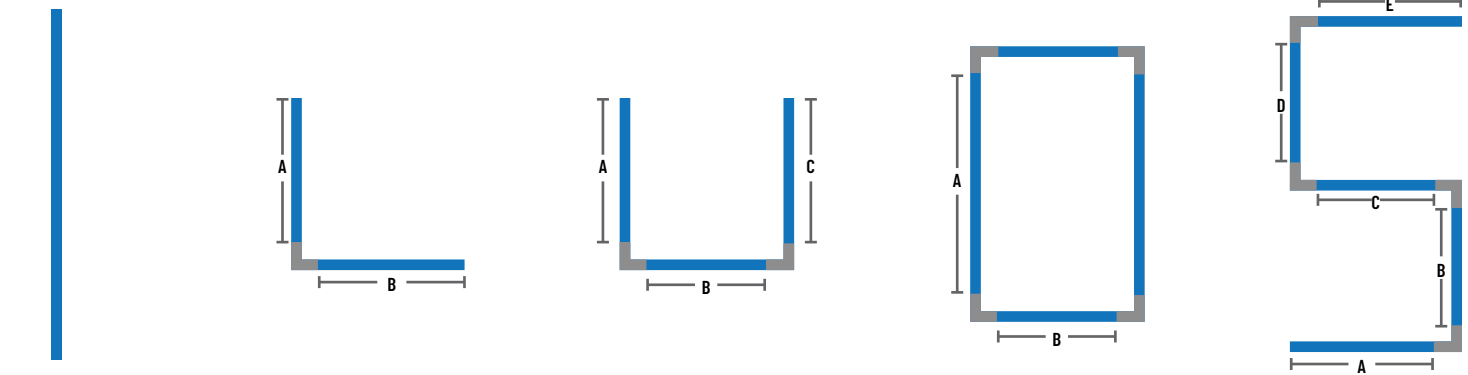
Mounting:



Additional Available Mounts:



Pattern Examples:



Continuous Run

Greater than 8FT, requires straight connector.

90 Degrees

Requires L-Shaped Joiner, minimum length 2' x 2'

Example: L4'x 4'
(length does not include joiner)

U-Shape

Requires 2x L-Shaped Joiners, minimum length 2' x 2' x 2'

Example: U3'x3'x3'
(length does not include joiner)

Rectangle

Requires 4x L-Shaped Joiners, minimum length 2' x 2'

Example: R4'x 2'
(length does not include joiner)

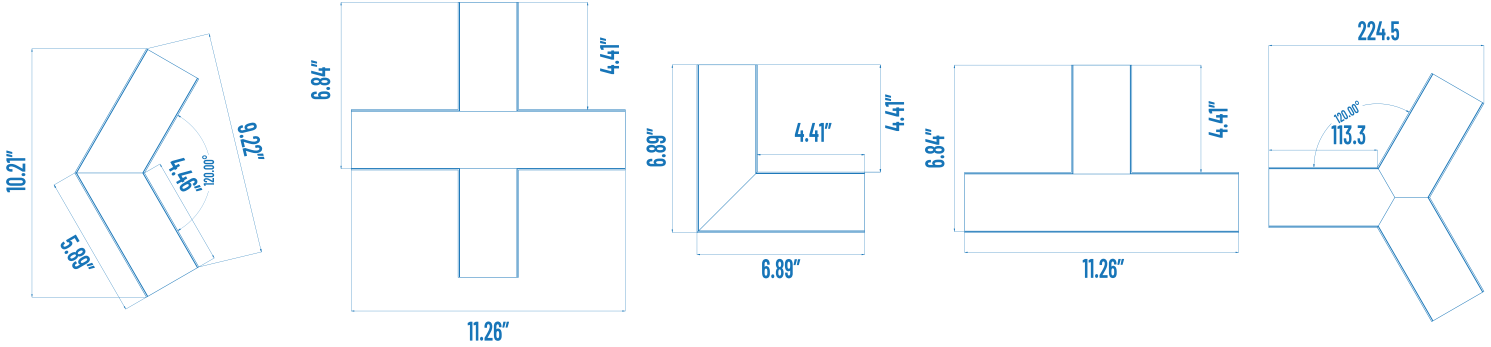
Custom Shape

Requires 4x L-Shaped Joiners, minimum length 2' x 2' x 2'

Example: S2'x2'x2'x2'
(length does not include joiner)

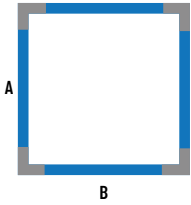
HRZN25ID | Suspended Ambient Luminaire

Pattern Examples (Joiners):



Additional Available Designs:

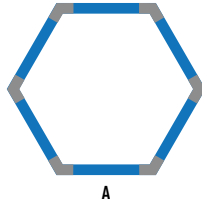
Horizon Arrays:



Quadro

Requires L-Shaped Joiner, minimum length 2' x 2'

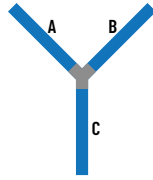
Example: R2x2'
(length does not include joiner)



Hexo

Requires V-Shaped Joiner, minimum length 2' per side

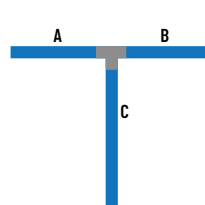
Example: HE3'
(length does not include joiner)



Trio

Requires Y-Shaped Joiner, minimum length 2' x 2' x 2'

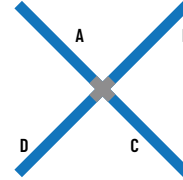
Example: Y2x2x4'
(length does not include joiner)



Tero

Requires T-Shaped Joiner, minimum length 2' x 2' x 2'

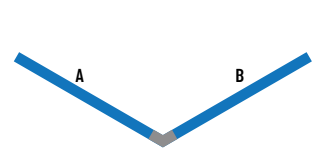
Example: V3x3x4'
(length does not include joiner)



Xero

Requires X-Shaped Joiner, minimum length 2' x 2' x 2' x 2'

Example: X4x4x4x4
(length does not include joiner)



Vero

Requires V-Shaped Joiner, minimum length 2' x 2'

Example: V4x4'
(length does not include joiner)